

Specification Icons

LED Lighting Luminaires	Recessed Luminaire	Grounding made protected (Class 1 ground)
High Efficiency over 100 lm/W	Linear Recessed Luminaires	Non-insulated protection (Class 2 ground)
Minimum 50.000 Hours Life Guarantee	Surface Mounted Luminaire	Low-voltage insulated (Class 3 ground)
IP20 Protection Class	Linear Surface Mounted Luminaires	Recessed Luminaires suitable for mounting in normally flammable surfaces
Back IP20 Front IP44 Protection Class	Suspended Luminaire	European Certificate of Conformity
IP40 Protection Class	Linear Suspended Luminaires	Indoor Lighting Luminaire
IP44 Protection Class	Direct-Indirect Suspended Luminaire	Outdoor Lighting Luminaire
IP65 Protection Class	Linear Direct-Indirect Suspended Luminaire	
IP67 Protection Class	Recessed Downlight Luminaire	

Color Options

White	Anodized Aluminium	Metalic Gray	Gray	Black (RAL 9005)	Special Color Options * Please contact for more information. ** Leadtime and price of products could be revised when ordering with special color.
-------	--------------------	--------------	------	------------------	---

IP Rating Chart

IP 20

First Index Figure
Protection against the penetration of solid matter and dust

- 0 Unprotected
- 1 Protected against solid matter greater than 50 mm
- 2 Protected against solid matter greater than 12 mm
- 3 Protected against solid matter greater than 2.5 mm
- 4 Protected against solid matter greater than 1 mm
- 5 Protected against dust (without damaging sediment)
- 6 Protected against dust

IP 20

Second Index Figure
Protection against the penetration of liquids

- 0 Unprotected
- 1 Protected against vertical water splashes (condensation)
- 2 Protected against vertical water splashes of up to 15° of the vertical
- 3 Protected against vertical water splashes of up to 60° of the vertical
- 4 Protected against water projections in all directions
- 5 Protected against water assault in all directions
- 6 Protected against water assault similar to heavy seas
- 7 Protected against immersion
- 8 Protected against prolonged effects of underwater immersion

Logos

1-10V dimming driver option.	It refers products have IP65 protection class.
It refers glare controled products with pyramid pattern design.	It refers products have 120 lm/W high efficiency solution.
It refers glare controled products with mat reflector.	It refers track light rail have DALI option.
It refers products with direct and indirect lighting solution.	It refers products have CRI90 Multichip LED option.
Flicker free and low THD driver	It refers glare controled products with diamond pattern design.

Ceiling Information

T15 or T25 exposed T-bar ceiling recessed luminaires	Plaster board ceilings recessed luminaires	Pendant luminaires	Surface mounted luminaires
Plaster board ceilings recessed luminaires	Surface mounted luminaires	Pendant luminaires	Plaster board ceilings
Plaster board ceilings recessed luminaires	Surface mounted luminaires	Pendant luminaires	Horizontal Pendant Option (Suspension kit included.)
Plaster board ceilings recessed luminaires	Pendant luminaires	Plaster board ceilings	Vertical Pendant Option (Suspension kit included.)

INDEX

5 OPAL / Recessed Downlight Luminaire



6 OPAL / Surface Mounted, Pendant Luminaire



7 REKTA / Linear Surface Mounted, Pendant Luminaire



LATUS / Pendant Luminaire



8 ZEN S / Linear Recessed Luminaire



ZEN S / Linear Surface Mounted, Pendant Luminaire



ZEN S / Pendant Luminaire



9 ZEN M / Linear Recessed Luminaire



ZEN M / Linear Surface Mounted, Pendant Luminaire



ZEN M / Surface Mounted, Pendant Luminaire



10 UNIQ eco / Recessed Luminaire



UNIQ hygiene / Recessed Luminaire



UNIQ eco / Surface Mounted Luminaire



11 UNIQ deco / Recessed Luminaire



UNIQ deco / Recessed Luminaire



UNIQ deco / Recessed Luminaire



12 GLOS / Recessed Luminaire



GLOS / Surface Mounted, Pendant Luminaire



ORBIC / Pendant Luminaire



13 QUARTZ / Wallwasher



VICUS / Projector



14 SALIX power / Street Light



SALIX smd / Street Light



Color Up

NOW YOU CAN SELECT
ANY COLOUR, SIZE AND POWER



OPAL LED DOWNLIGHTS

- High Performance LED
 - Colour Tolerance MacAdam 3
 - Uniform Illumination
 - High Diffusion and Transmission Pyramid Surface Diffusor
 - Diamond Pattern Diffusor Option UGR<19
 - Micro Prismatic Diffusor Option UGR<19
 - CRI>82 and Higher CRI Option
 - PF>90 minimum
 - Low TDH and Flicker Free Driver
 - 5 Year Warranty Option
 - Sensor, DALI and Other Dimmer Option
 - Emergency Kit Option
 - Recessed, Surface Mounted and Pendant Luminaire Option
- Recessed Downlight*
- Aluminium Injection Body
 - Changeable Electrostatic Powder Coated Metal Frames
 - Metal Plating Option for Frame
 - Special Colour Option for Metal Frame
- Surface Mounted and Pendant Downlight*
- Aluminium Injection Core
 - Aluminium or Metal Plaster Luminaire
 - Special Colour Option for Luminaire



6 power option
for 3 size of body



6 metal frame size
2 options for each body

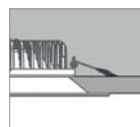


total 12 variations

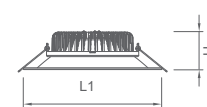
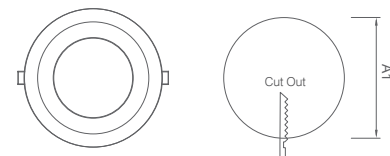
OPAL / Recessed Downlight Luminaire



- DALI
option
- 1-10V
- CRI90
option
- mikro
prizmatik
opsiyonu
UGR≤19
- Flicker
Free
- diamond
difusor
opsiyonu
UGR≤19



Plasterboard ceilings



Product Code	Power (W)	Luminous Flux (lm) *	CRI	PF	Dimension (mm)			Weight (kg)
					A1 (Cut out)	L1	H	
DW 1 30321 0316 01	30	3263 lm	>80	≥90	205	230	62	0,9
DW 1 30321 0315 01	30	3263 lm	>80	≥90	170	190	59	0,8
DW 1 20321 0316 01	20	2145 lm	>80	≥90	205	230	62	0,9
DW 1 20321 0315 01	20	2145 lm	>80	≥90	170	190	59	0,8
DW 1 15321 0214 01	15	1311 lm	>80	≥90	140	165	54	0,6
DW 1 15321 0213 01	15	1311 lm	>80	≥90	130	145	54	0,6
DW 1 12321 0214 01	12	1012 lm	>80	≥90	140	165	54	0,6
DW 1 12321 0213 01	12	1012 lm	>80	≥90	130	145	54	0,6
DW 1 09321 0112 01	9	827 lm	>80	≥90	90	110	50	0,3
DW 1 09321 0111 01	9	827 lm	>80	≥90	80	95	50	0,3
DW 1 05321 0112 01	5	449 lm	>80	≥90	90	110	50	0,3
DW 1 05321 0111 01	5	449 lm	>80	≥90	80	95	50	0,3

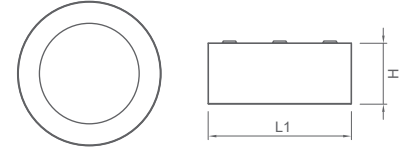
* Luminous Flux based on Osram Duris E5 4000K



OPAL / Surface Mounted, Pendant Luminaire



- DAI option
- 1-10V
- CRI90 option
- mikro prizmatik opsiyonu UGR<19
- Flicker Free
- diamond diffusor option UGR<19



Surface Mounted Diffusor

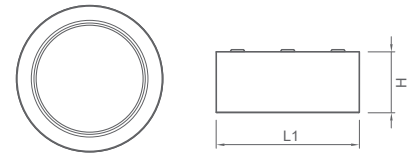


Product Code	Power (W)	Luminous Flux (lm) *	CRI	PF	Dimension (mm)		Weight (kg)
					L1	H	
DW 2 30321 0710 01	30	3263 lm	>80	≥90	190	120	1,5
DW 2 20321 0710 01	20	2145 lm	>80	≥90	190	120	1,5
DW 2 15321 0310 01	15	1311 lm	>80	≥90	150	120	0,9
DW 2 12321 0310 01	12	1012 lm	>80	≥90	150	120	0,9
DW 2 09321 0410 01	9	827 lm	>80	≥90	100	120	0,6
DW 2 05321 0410 01	5	449 lm	>80	≥90	100	120	0,6

* Luminous Flux based on Osram Duris E5 4000K



- DAI option
- 1-10V
- CRI90 option
- mikro prizmatik opsiyonu UGR<19
- Flicker Free
- diamond diffusor option UGR<19



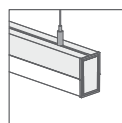
Recessed Mounted Diffusor



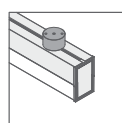
Product Code	Power (W)	Luminous Flux (lm) *	CRI	PF	Dimension (mm)		Weight (kg)
					L1	H	
DW 3 30321 0815 01	30	3263 lm	>80	≥90	190	120	0,9
DW 3 20321 0815 01	20	2145 lm	>80	≥90	190	120	0,9
DW 3 15321 0314 01	15	1311 lm	>80	≥90	150	120	0,6
DW 3 12321 0314 01	12	1012 lm	>80	≥90	150	120	0,6
DW 3 09321 0411 01	9	827 lm	>80	≥90	100	120	0,3
DW 3 05321 0411 01	5	449 lm	>80	≥90	100	120	0,3

* Luminous Flux based on Osram Duris E5 4000K

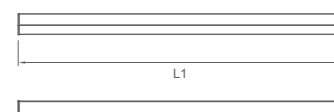
REKTA / Linear Surface Mounted, Pendant Luminaire



Pendant luminaires



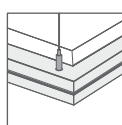
Surface mounted luminaires



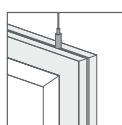
Product Code	Power (W)	Luminous Flux (lm) *	CRI	Dimension (mm)					Weight (kg)
				A1	A2	L1	L2	H	
RK 2 24351 R150	24	2400	>80	-	-	1130	47	73	1,8
RK 2 36351 R350	36	3600	>80	-	-	1690	47	73	2,5

* Luminous Flux based on Samsung 2835 4000K

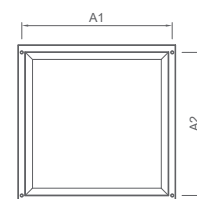
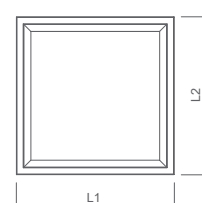
LATUS / Pendant Luminaire



Horizontal Pendant Option (Suspension kit included.)



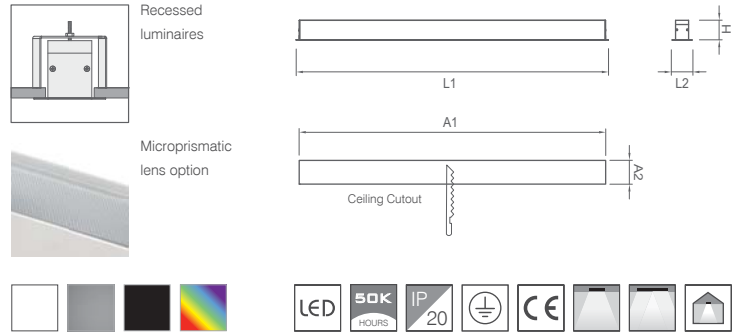
Vertical Pendant Option (Suspension kit included.)



Product Code	Power (W)	Luminous Flux (lm) *	CRI	Dimension (mm)					Weight (kg)
				A1	A2	L1	L2	H	
LT 3 50351 L550	50	5400	>80	555	625	645	645	45	3,6
LT 3 63351 L650	63	6700	>80	1115	345	615	365	45	4,3
LT 3 76351 L750	76	8000	>80	1115	625	1205	645	45	6,5

* Luminous Flux based on Samsung 2835 4000K


ZEN S / Linear Recessed Luminaire



Product Code	Power (W)	Luminous Flux (lm) *	CRI	Dimension (mm)					Weight (kg)
				A1	A2	L1	L2	H	
ZN 1 24351 Z210S	24	2000	>80	1140	62	1160	82	75	2,0
ZN 1 36351 Z410S	36	3000	>80	1700	62	1720	82	75	2,8

* Luminous Flux based on Samsung 2835 4000K

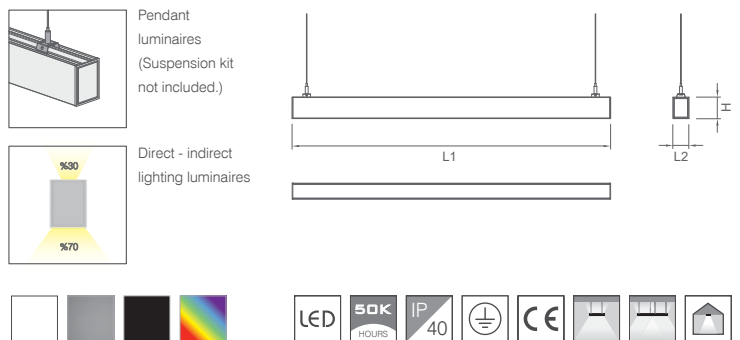
ZEN S / Linear Surface Mounted, Pendant Luminaire



Product Code	Power (W)	Luminous Flux (lm) *	CRI	Dimension (mm)					Weight (kg)
				A1	A2	L1	L2	H	
ZN 2 24351 Z150S	24	2000	>80	-	-	1130	55	75	2,0
ZN 2 36351 Z350S	36	3000	>80	-	-	1690	55	75	2,8

* Luminous Flux based on Samsung 2835 4000K

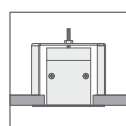
ZEN S / Pendant Luminaire



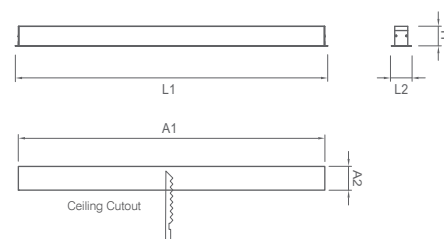
Product Code	Power (W)	Luminous Flux (lm) *	CRI	Dimension (mm)					Weight (kg)
				A1	A2	L1	L2	H	
ZN 2 24351 Z150SE	24+12	2000+1000	>80	-	-	1130	55	75	2,3
ZN 2 36351 Z350SE	36+18	3000+1500	>80	-	-	1690	55	75	2,9

* Luminous Flux based on Samsung 2835 4000K

ZEN M / Linear Recessed Luminaire



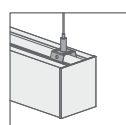
Recessed luminaires



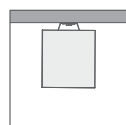
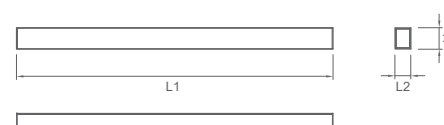
Product Code	Power (W)	Luminous Flux (lm) *	CRI	Dimension (mm)					Weight (kg)
				A1	A2	L1	L2	H	
ZN 1 24351 Z210M	24	2000	>80	1140	85	1160	105	84	2,7
ZN 1 36351 Z410M	36	3000	>80	1700	85	1720	105	84	3,2

* Luminous Flux based on Samsung 2835 4000K

ZEN M / Linear Surface Mounted, Pendant Luminaire



Pendant luminaires (Suspension kit not included.)



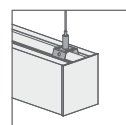
Surface mounted luminaires



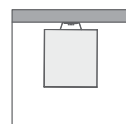

Product Code	Power (W)	Luminous Flux (lm) *	CRI	Dimension (mm)					Weight (kg)
				A1	A2	L1	L2	H	
ZN 2 24351 Z150M	24	2000	>80	-	-	1130	75	84	2,7
ZN 2 36351 Z350M	36	3000	>80	-	-	1690	75	84	3,2

* Luminous Flux based on Samsung 2835 4000K

ZEN M / Surface Mounted, Pendant Luminaire



Pendant luminaires (Suspension kit not included.)



Surface mounted luminaires



Microprismatic lens and louver reflector design

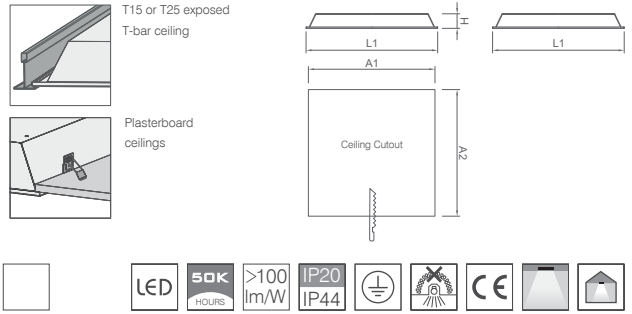


Product Code	Power (W)	Luminous Flux (lm) *	CRI	Dimension (mm)					Weight (kg)
				A1	A2	L1	L2	H	
ZN 2 33351 Z150MP	33	2400	>80	-	-	1130	75	84	3
ZN 2 50351 Z350MP	50	3600	>80	-	-	1690	75	84	3,8

* Luminous Flux based on Samsung 2835 4000K

UNIQ eco / Recessed Luminaire

micro prismatic option UGR<19



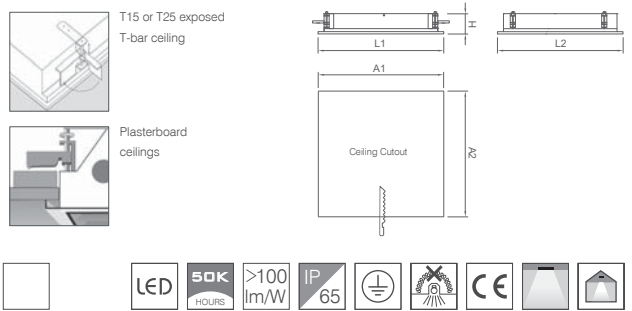
Product Code	Power (W)	Luminous Flux (lm) *	CRI	Dimension (mm)					Weight (kg)
				A1	A2	L1	L2	H	
UN 1 10351 U110	10	1050	>80	275	275	295	295	70	1,7
UN 1 15351 U210	15	1550	>80	575	275	595	295	70	2,1
UN 1 30351 U310	30	3200	>80	575	575	595	595	58	2,9
UN 1 30351 U410	30	3200	>80	1175	275	1195	295	83	5,1
UN 1 60351 U510	60	6400	>80	1175	575	1195	595	83	9,2

* Luminous Flux based on Samsung 2835 4000K

UNIQ hygiene / Recessed Luminaire

IP 65 PROTECTION CLASS

micro prismatic option UGR<19

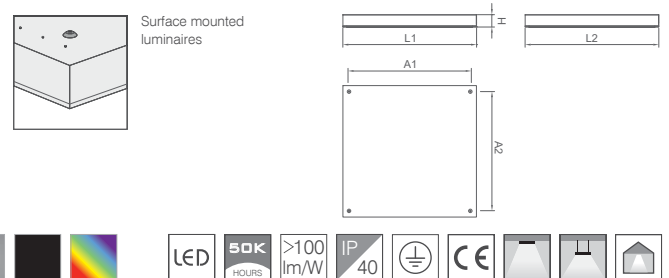


Product Code	Power (W)	Luminous Flux (lm) *	CRI	Dimension (mm)					Weight (kg)
				A1	A2	L1	L2	H	
UN 9 38351 U340	38	3900	>80	572	572	595	595	82	6,7
UN 9 38351 U440	38	3900	>80	1175	275	1195	295	82	6,7
UN 9 76351 U540	76	7800	>80	1175	575	1195	595	82	11,8

* Luminous Flux based on Samsung 2835 4000K

UNIQ eco / Surface Mounted Luminaire

micro prismatic option UGR<19



Product Code	Power (W)	Luminous Flux (lm) *	CRI	Dimension (mm)					Weight (kg)
				A1	A2	L1	L2	H	
UN 4 10351 U150	10	1050	>80	284	255	310	310	60	1,9
UN 4 15351 U250	15	1550	>80	376	170	550	300	60	2,5
UN 4 30351 U350	30	3200	>80	418	376	550	550	60	3,2
UN 4 60351 U550	60	6400	>80	730	376	1052	550	60	9,9

* Luminous Flux based on Samsung 2835 4000K

- Please indicate type of ceiling.
- Please contact for more information and different power options.



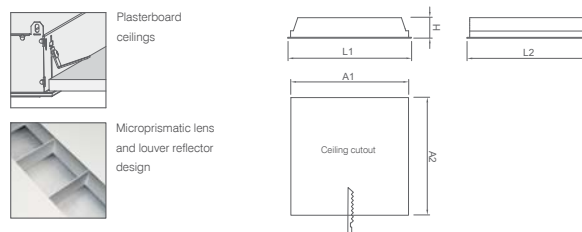
UNIQ deco / Recessed Luminaire

REFLECTOR
UGR<19

micro
prismatic
option
UGR<19



Louver

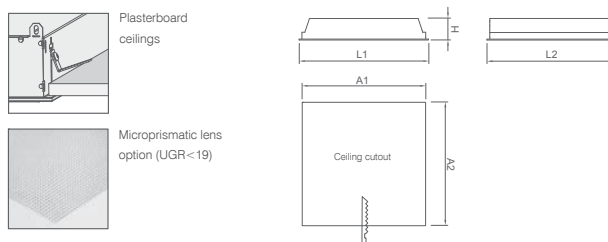


Product Code	Power (W)	Luminous Flux (lm) *	CRI	Dimension (mm)					Weight (kg)
				A1	A2	L1	L2	H	
UN 6 33351 U310	33	2500	>80	575	575	595	595	65	6,0

* Luminous Flux based on Samsung 2835 4000K

UNIQ deco / Recessed Luminaire

micro
prismatic
option
UGR<19



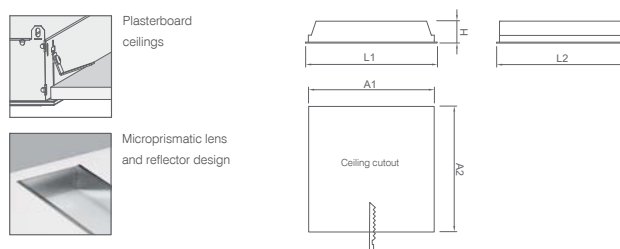
Product Code	Power (W)	Luminous Flux (lm) *	CRI	Dimension (mm)					Weight (kg)
				A1	A2	L1	L2	H	
UN 7 33351 U310	33	3300	>80	575	575	595	595	65	5,7

* Luminous Flux based on Samsung 2835 4000K

UNIQ deco / Recessed Luminaire

REFLECTOR
UGR<19

micro
prismatic
option
UGR<19

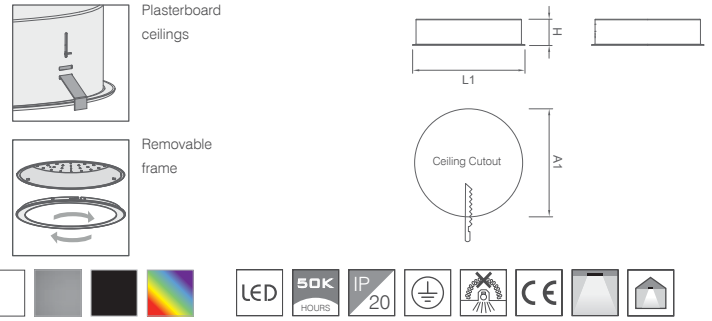


Product Code	Power (W)	Luminous Flux (lm) *	CRI	Dimension (mm)					Weight (kg)
				A1	A2	L1	L2	H	
UN 8 33351 U310	33	2800	>80	575	575	595	595	65	5,8

* Luminous Flux based on Samsung 2835 4000K

- Please indicate type of ceiling.
- Please contact for more information and different power options.

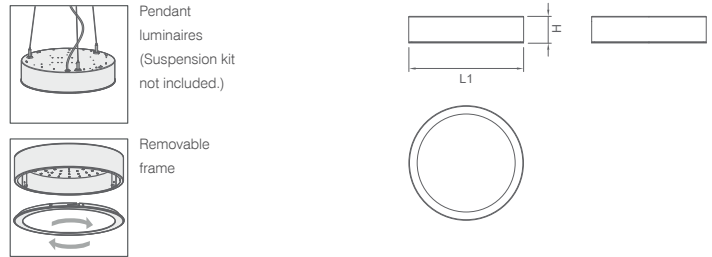
GLOS / Recessed Luminaire



Product Code	Power (W)	Luminous Flux (lm) *	CRI	Dimension (mm)					Weight (kg)
				A1	A2	L1	L2	H	
GL 1 23351 G110	23	2300	>80	385	-	405	-	93	2,9
GL 1 30351 G110	30	3000	>80	385	-	405	-	93	2.9

* Luminous Flux based on Samsung 2835 4000K

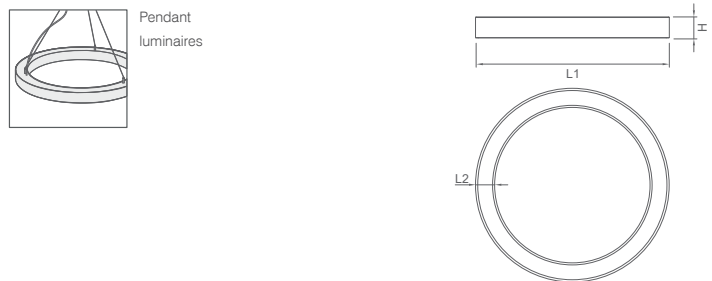
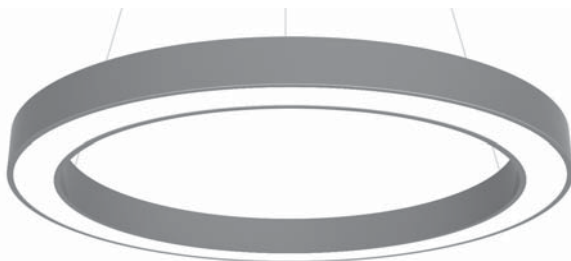
GLOS / Surface Mounted, Pendant Luminaire



Product Code	Power (W)	Luminous Flux (lm) *	CRI	Dimension (mm)					Weight (kg)
				A1	A2	L1	L2	H	
GL 2 23351 G150	23	2300	>80	-	-	405	-	93	3,1
GL 2 30351 G150	30	3000	>80	-	-	405	-	93	3,1

* Luminous Flux based on Samsung 2835 4000K

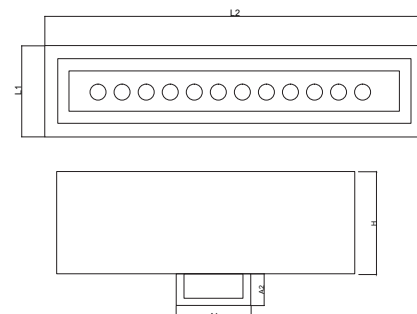
ORBIC / Pendant Luminaire



Product Code	Power (W)	Luminous Flux (lm) *	CRI	Dimension (mm)					Weight (kg)
				A1	A2	L1	L2	H	
OR 3 36351 O250	36	2880	>80	-	-	600	80	70	4,9
OR 3 58351 O350	58	4650	>80	-	-	900	80	70	7,4
OR 3 76351 O450	76	6100	>80	-	-	1200	80	70	9,8

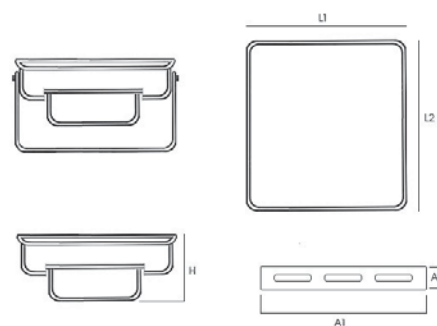
* Luminous Flux based on Samsung 2835 4000K

QUARTZ / Wallwasher



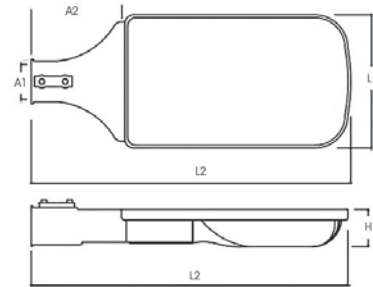
Product Code	Power (W)	Luminous Efficiency (lm/w)	Colour Temperature	Power Factor	Beam Angle	Dimension (mm)					Weight (kg)
						A1	A2	L1	L2	H	
QR 1 1334 Q160	18-35	125	2200-6500/RGB	0,98	12°-60°	110	30	64	330	70	2,5
QR 1 2334 Q260	36-70	125	2200-6500/RGB	0,98	12°-60°	110	30	64	660	70	5,0
QR 1 3334 Q360	54-105	125	2200-6500/RGB	0,98	12°-60°	110	30	64	990	70	7,5
QR 1 4334 Q460	72-140	125	2200-6500/RGB	0,98	12°-60°	110	30	64	1320	70	10

VICUS / Projector



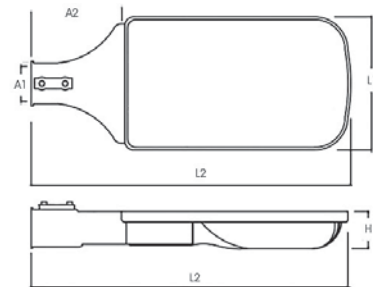
Product Code	Power Range (W)	Luminous Efficiency (lm/w)	Colour Temperature	Power Factor	Beam Angle	Dimension (mm)					Weight (kg)
						A1	A2	L1	L2	H	
VS 1 08735 V160	110-185	125	2200-6500	0,98	15°-120°	310	4	300	340	130	9,5

SALIX power / Street Light



Product Code	Power Range (W)	Luminous Efficiency (lm/w)	Colour Temperature (K)	Beam Angle	Power Factor	Dimension (mm)					Weight (kg)
						A1	A2	L1	L2	H	
SX 3 01736 S160	30-100	125	2200-6500	55°-145°	0,98	Ø56	125	230	400	65	5,5
SX 3 08736 S260	110-185	125	2200-6500	55°-145°	0,98	Ø66	230	315	500	75	10,5

SALIX smd / Street Light



Product Code	Power Range (W)	Luminous Efficiency (lm/w)	Colour Temperature (K)	Beam Angle	Power Factor	Dimension (mm)					Weight (kg)
						A1	A2	L1	L2	H	
SX 2 01736 S160	30-100	120	2200-6500	55°-145°	0,98	Ø56	125	230	400	65	5,5
SX 2 08736 S260	110-185	120	2200-6500	55°-145°	0,98	Ø66	230	315	500	75	10,5



A series of horizontal dotted lines spanning the width of the page, providing a guide for handwriting practice.

LEDZON

ÇAPIM
ELEKTRİK SANAYİ VE TİCARET A.Ş.

Çağlayan Mh. Şair Sk. No:8/2 Çamser İş Hanı
34403 Kağıthane İstanbul TURKEY
T. +90 212 321 02 05 - 06 - 07
F. +90 212 295 59 06

w w w . l e d z o n . c o m